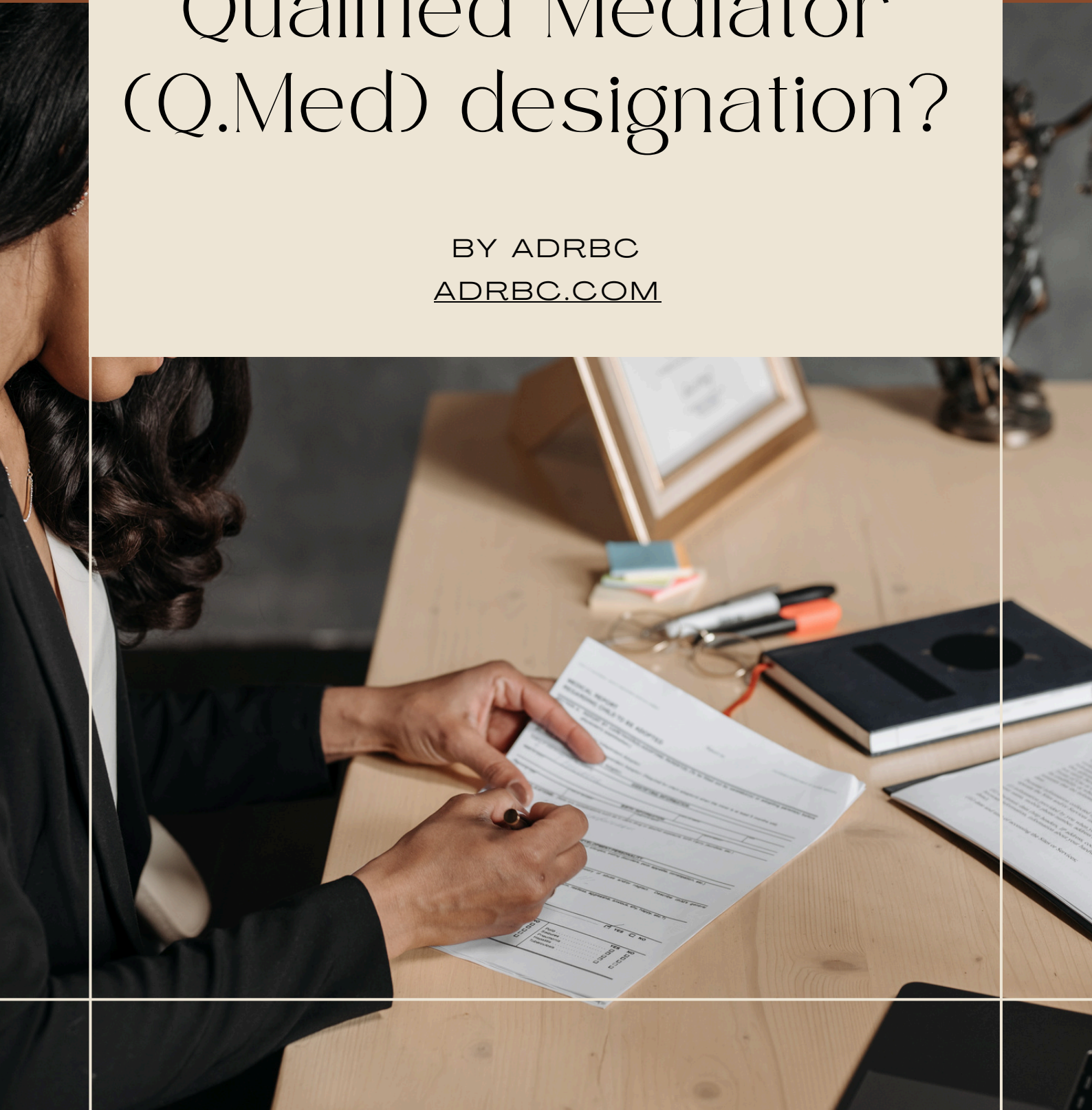


# How to obtain a Qualified Mediator (Q.Med) designation?

BY ADRBC  
[ADRBC.COM](http://ADRBC.COM)



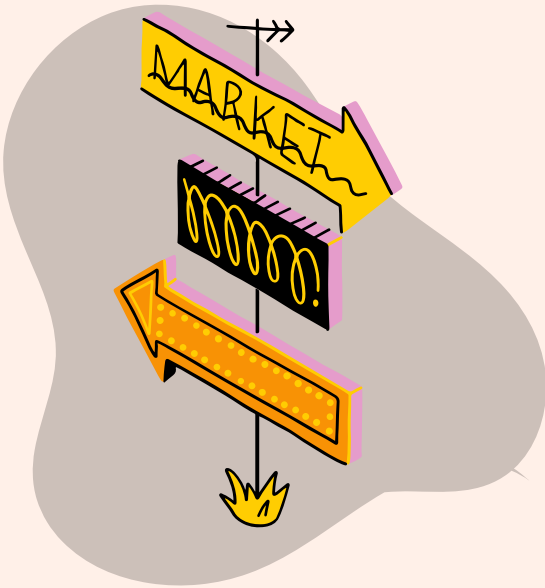


ADR Institute of BC  
Affiliate - ADR Institute of Canada



Welcome to your comprehensive step-by-step guide to obtaining the Qualified Mediator (Q.Med) designation from the ADR Institute of Canada (ADRIC), a designation recognized both nationally and internationally. This guide is designed to help you effectively navigate the designation process. Should you have any questions, please do not hesitate to contact us at [info@adrbc.com](mailto:info@adrbc.com).





**1**

## BE A FULL MEMBER IN GOOD STANDING

Become a Full member in good standing of ADR Institute of British Columbia (ADRBC) and ADR Institute of Canada (ADRIC)

**REVIEW MEMBERSHIP**



**2**

## EDUCATIONAL REQUIREMENTS

Must complete at least 40 hours of basic mediation training and 40 hours of specialized mediation and related training.

**WHERE TO GET FIRST 40 HOURS**



Please review examples of 40 h of specialized training - I. EDUCATION, p.2 **HERE**

# 3

## PRACTICAL EXPERIENCE

Provide a description of the two (2) conducted mediations.

Please review full criteria - II. PRACTICAL EXPERIENCE **HERE**

**!** Attention to the following introspective is required::

- Were there any challenges you encountered with the parties during mediation? Were you able to overcome these challenges, and if so, how?
- What strategies/techniques did you use as an interest-based mediation?
- What did you learn about yourself as a mediator during these mediations?


Currently, ADRBC is actively working towards a mentorship program to aid with mediation opportunities. Please keep an eye on our website at [adrbc.com](http://adrbc.com) for more upcoming details!

# 4

## INSURANCE DECLARATION

Complete and sign the Insurance declaration form inside the Q. Med application form. This is crucial for your protection and for those to whom you provide services.

More details about ADRIC Group Insurance Program, click **HERE**



5

## COMPLETE YOUR ONLINE PROFILE

Fill out your profile in the ADRIC Member Portal. Include your bio, areas of practice, and any other relevant information.



**COMPLETE PROFILE**



*If you already have one and need help accessing it, please contact [info@adrbc.com](mailto:info@adrbc.com)*

6

## APPLICATION FEE

- Ensure you meet the criteria and have all required documents.
- Pay a one-time application designation fee

**TO MAKE A PAYMENT  
PLEASE CONTACT  
[INFO@ADRBC.COM](mailto:INFO@ADRBC.COM)**



*Please note that the ADRBC Application fee and Full Membership fees are separate, independent, and non-refundable.*

7

## SUBMISSION AND REVIEW

Once all parts of your application are complete, submit them to ADRBC at [info@adrbc.com](mailto:info@adrbc.com).

Your application will be forwarded to the Regional Committee for review. If the committee recommends approval, it will then be sent to ADRIC for final approval.

On ADRIC's approval, the first year's annual designation dues will be immediately payable (prorated if applicable) before the certificate is sent and the member profile updated.

[\*\*OPEN APPLICATION  
FORM\*\*](#)



# RESOURCES

1. Principles, Criteria, Protocol and Competencies required for the designation QUALIFIED MEDIATOR - [HERE](#)
2. Application Form for the designation QUALIFIED MEDIATOR - [HERE](#).  
The checklist is on the last page of the Application Form.
3. Standard Supervised Practice Assessment Form - [HERE](#)
4. All Professional Designations - [HERE](#)
5. Code of Conduct and a National Code of Ethics - [HERE](#)
6. ADRIC Group Insurance Program (Marsh Canada Limited) - [HERE](#)
7. ADRIC Accredited Courses - [HERE](#)





Please note that this guide provides a general overview of the process and does not cover all specific criteria and requirements in detail. For comprehensive information, please review the detailed guidelines and requirements provided by ADRIIC [here](#).

If you have any questions or need further assistance, please do not hesitate to contact us at [info@adrbc.com](mailto:info@adrbc.com)

Good luck, and thank  
you for choosing  
ADRBC for your  
professional  
development!

[adrbc.com](http://adrbc.com)

