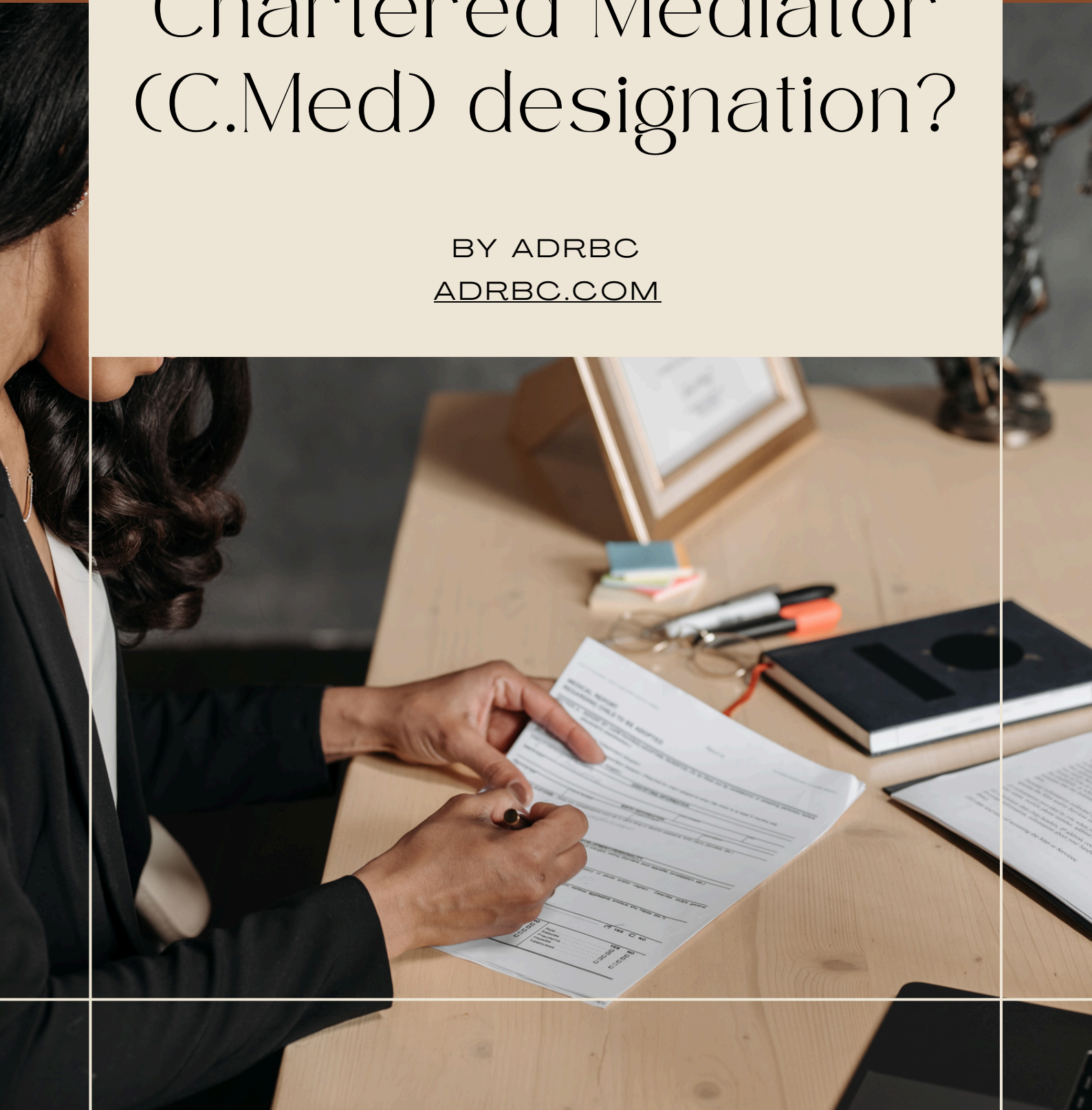


How to obtain a Chartered Mediator (C.Med) designation?


BY ADRBC
ADRBC.COM





Welcome to your comprehensive step-by-step guide to obtaining the Chartered Mediator (C.Med) designation from the ADR Institute of Canada (ADRIC), a designation recognized both nationally and internationally. This guide is designed to help you effectively navigate the designation process. Should you have any questions, please do not hesitate to contact us at info@adrbc.com.





1

BE A FULL MEMBER IN GOOD STANDING

Become a Full member in good standing of ADR Institute of British Columbia (ADRBC) and ADR Institute of Canada (ADRIC)

REVIEW MEMBERSHIP



2

MEET EDUCATIONAL REQUIREMENTS

Must complete at least 80 hours of mediation training and 100 hours of study in dispute resolution or related fields as specified in the C. Med criteria.

**WHERE TO GET FIRST
40 HOURS**



*Please review
Part III -
EDUCATION
HERE*

3

PRACTICAL EXPERIENCE

Please list and give specifics regarding at least 15 paid mediations at which you were either the sole mediator or the lead mediator in a co-mediation.


Please review Application Form - V. MEDIATION EXPERIENCE [HERE](#)



4

SKILLS ASSESSMENT

This assessment will evaluate your mediation skills in a practical context. You will need to submit to ADRBC a recorded actual mediation or a mediation role-play along with Skills Assessment Form.



Please review details: SKILLS ASSESSMENT, COMPETENCY ASSESSMENT PROGRAM, COMPETENCIES GUIDELINES: [HERE](#)

- ! Observation and approval of the applicant conducting a mediation as a sole mediator **by at least three**
- **Chartered Mediators approved by RCMAC.**

*RCMAC - Regional Chartered Mediation Assessment Committee

Currently, ADRBC is actively working towards a mentorship program to aid with mediation opportunities. For now, to facilitate the assessment submission requirement, candidates are welcome to submit roleplay videos for evaluation by our Assessors. To get to know the price and process, please email: info@adrbc.com

5

INSURANCE DECLARATION

Complete and sign the Insurance declaration form inside the C. Med application form. This is crucial for your protection and for those to whom you provide services.

More details about ADRIC Group Insurance Program, click [HERE](#)

6

COMPLETE YOUR ONLINE PROFILE

Fill out your profile in the ADRIC Member Portal. Include your bio, areas of practice, and any other relevant information.

If you already have one and need help accessing it, please contact info@adrbc.com

[COMPLETE PROFILE](#)



7

APPLICATION FEE

- Ensure you meet the criteria and have all required documents.
- Pay one-time application designation fee

Please note that the ADRBC Application fee and Full Membership fees are separate, independent, and non-refundable.

TO MAKE A PAYMENT
PLEASE CONTACT
INFO@ADRBC.COM

8

SUBMISSION AND REVIEW

Once all parts of your application are complete, submit them to ADRBC at info@adrbc.com.

Your application will be forwarded to the Regional Committee for review. If the committee recommends approval, it will then be sent to ADRIC for final approval.

On ADRIC's approval, the first year's annual designation dues will be immediately payable (prorated if applicable) before the certificate is sent and the member profile updated.

[OPEN APPLICATION FORM](#)



RESOURCES

- 1.Principles, Criteria, Protocol and Competencies required for the designation CHARTERED MEDIATOR - [HERE](#)
- 2.Application Form for the designation CHARTERED MEDIATOR - [HERE](#). The checklist is on the last page of the Application Form.
- 3.All Professional Designations - [HERE](#)
- 4.Code of Conduct and a National Code of Ethics - [HERE](#)
- 5.ADRIC Group Insurance Program (Marsh Canada Limited) - [HERE](#)
- 6.ADRIC Accredited Courses - [HERE](#)





Please note that this guide provides a general overview of the process and does not cover all specific criteria and requirements in detail. For comprehensive information, please review the detailed guidelines and requirements provided by ADRIIC [here](#).

If you have any questions or need further assistance, please do not hesitate to contact us at info@adrbc.com

Good luck, and thank
you for choosing
ADRBC for your
professional
development!

adrbc.com

